


WNP96SLAAUK1
















| | |
|------------------|-----------------|
| EAN Code | 8017709347215 |
| Product Family | Washing Machine |
| Commercial width | 60 cm |
| Commercial depth | Large capacity |
| Installation | Free-standing |
| Load type | Frontal |



Programs



| | |
|---------------------|---------------|
| Controls | Electronic |
| Programmes graphics | Written in IT |
| No. of programmes | 14 |
| Programmes | |

| | | |
|---|--|---|
|  Anti-allergy |  Auto Program |  Shirts |
|  Cotton |  Eco 40-60 |  Wool/Hand wash |
|  Mix | Outdoor |  Quick Wash 14 min |
|  Refresh |  Rinse |  Drain + Spin |
|  Self Clean |  Synthetics | |

Washing Temperature

| | | |
|------|------|------|
| Cool | 20°C | 30°C |
| 40°C | 60°C | 90°C |

Special programmes

| | | |
|---|--|---------|
| Automatic | Outdoor | Refresh |
|  Anti-allergy |  Quick 14 min | |







Display

| | | |
|-------------------------|------------------------|-----------------------------|
| Residual time indicator | delay start | programme status indication |
| spin regulation | temperature regulation | |

Display type



Buttons/Options

| | | |
|--|--|---|
|  End Time | Anticrease+ | Autodose |
|  Extra Rinse |  Spin Speed |  Temperature |
|  Anti-wrinkle (easy ironing) |  Quick |  Steam |

| | |
|--------------------------------------|------------|
| Programme progress indicator (light) | On display |
| End of cycle indicator (light) | On display |

Technical Features



| | | | |
|--|---|------------------------------|---------------|
| Type of motor | Brushless/Inverter | Door diameter | 34 cm |
| Electronic control functioning | Yes | Door opening | 160° |
| Programme selection knob | Yes | Automatic variable load | Yes |
| Spin speed selection on display/LED | No spin/ 600/ 800/ 1200/ 1600/ Rinse hold | Antifoam system | Yes |
| Display/led for temperature regulation | Yes | Load balancing system | Automatic |
| Polypropylene tank | Yes | Easy to access filter | Yes |
| Basket | Stainless steel | Child lock (functions block) | Control block |
| Drum capacity | 65 l | Anti-flood system | Yes |
| Liquid detergent accessory as standard | Yes | | |

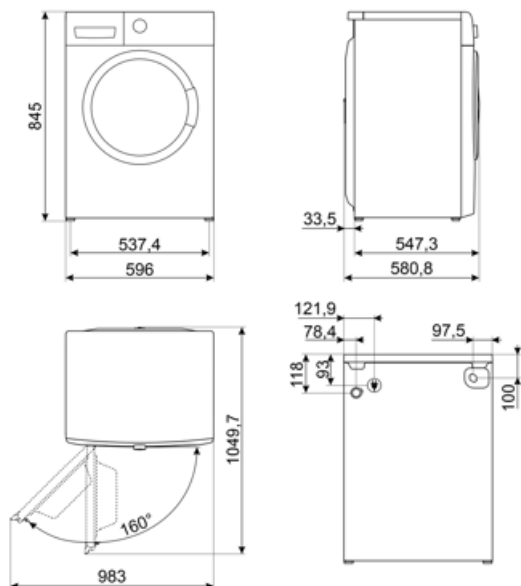
Performance / Energy Label - Reg. 2019



| | | | |
|------------------------------|-----------|--------------------------------------|------------------|
| Supplier's name or trademark | SMEG | Spin-drying efficiency class | A |
| Rated Capacity | 9 kg | Airborne acoustical noise class | C |
| Energy Efficiency Class | A | Airborne acoustical noise | 78 dB(A) re 1 pW |
| Energy_cons_100 | 49 kWh | Programme duration at rated capacity | 3:48 h:min |
| Water Consumption | 43 litres | | |

Electrical Connection

| | | | |
|----------------------|--------|----------------------------------|--------------|
| Nominal power | 2200 W | Frequency (Hz) | 50 Hz |
| Current | 10 A | Power supply cable length | 140 cm |
| Voltage (V) | 230 V | Plug | (F;E) Schuko |





















Compatible Accessories

KITPLV2

Kit extension for dishwasher and washing machine: lenght mt. 2



Symbols glossary

| | | | |
|--|---|---|---|
|  | Easy Iron: this is an option which can be selected to ensure the finished laundry is left with less creases to make ironing easier. |  | Variable load: In all models of washing machines is present the system of variable load, according to which the machine automatically diversifies the wash cycle and the time of operation depending on the quantity and type of laundry introduced, allowing a significant saving of water and energy power, up to 30% compared to the versions with fixed load. |
|  | Automatic Load Balancing: provides an ideal distribution of laundry in the drum. In case if the imbalance is detected, the rotation speed starts being controlled in such way to evenly redistribute laundry in the drum, and thus reduce vibration. |  | Child lock: some models are fitted with a device to lock the programme/cycle so it cannot be accidentally changed. |
|  | LCD display: to optimize performance and simplify the use of the appliance. |  | 34 cm: Large loading hatch of 34 cm in diameter, makes laundry loading and unloading easier and faster with maximum ease of use. |
|  | This option advises when the periodic cleaning of the filters is needed, in order to avoid forgetfulness and thus guarantee the perfect functioning of the dryer over time. The convenient position of the filters makes maintenance fast and extremely simple. |  | Smeg's evolution towards more intelligent and eco-friendly models has led to the choice of Inverter technology, which significantly reduces consumption. |
|  | Antiallergic: Antiallergic program with particular attention to the total removal of residual detergent. |  | This cycle automatically select temperature and all the washing parameters. |
|  | Cotton: programme designed for washing medium to heavily soiled cotton garments, ensuring thorough and effective cleaning. |  | Eco 40-60: reference programme defined by EU regulations for measuring the energy performance of washing machines. Ideal for normally soiled cotton garments washable at 40 °C or 60 °C, it provides an excellent balance between cleaning performance and savings, although it requires a longer washing time. |
|  | To drain the water in the machine. |  | Extra Rinse: Extra Rinse: adds an extra rinse cycle to that already provided in the program chosen, to remove any residual detergent. This function is particularly suitable for those with allergies or skin problems. |
|  | Mixed fabrics: this cycle is designed for lightly soiled laundry in a mix of cottons and synthetics, or can be used just to refresh stored items. |  | Super fast 14 min.: a programme designed to wash small amounts of laundry fast, ideal for washing lightly soiled garments. |
|  | Refresh: an ideal program to refresh the garments that have been kept for a long time indoors and eliminate unpleasant odors, without having to wash. |  | Extra rinse: The Extra rinse option: can be added to the selected programme when more thorough cleansing of special fabrics is needed. |



Shirts: a cycle to wash shirts in a short time with the utmost care, using a delicate spin for easy ironing.



Synthetics: programme designed for synthetic and mixed-fibre fabrics. Ideal for lightly to normally soiled garments, it uses moderate temperatures and a gentler washing action to protect the fibres and reduce creasing, ensuring effective cleaning without stressing the materials.



Steam Option: the steam is perfect for smoothing out creases, refreshing fabrics, neutralizing odors and releasing dirt, destroying allergens more quickly than by washing the item in water.



Drum has maximum capacity of 9kg of dry laundry.



Energy efficiency class A



Temperature Adjustment: allows you to tailor the wash cycle to your needs by selecting the most suitable temperature to protect fabrics, remove dirt, and achieve optimal results with every wash.



Spin: a programme designed to perform an effective spin cycle to remove excess water from garments.



Option that allow to reduce times of the selected program.



Volumeplus: Smeg offers models with load up to 8 kg, while maintaining the best washing results, and providing low energy consumption.



Wool/Hand wash: ideal program for delicate, wool and silk garments that require particular attention in washing. It uses room temperature water and slow drum rotations to ensure maximum garment care.



Self Clean: this programme, to be run with an empty drum, thoroughly cleans the inside of the washing machine by removing fabric and detergent residues, as well as bacteria that can accumulate during low-temperature washes.



End Time : this function allows you to set the desired finishing time of the wash cycle. You can plan when your laundry will be ready, aligning the end of the programme with your daily schedule while ensuring optimal washing results.

Benefit (TT)

Large capacity

Large capacity to handle heavy loads with advanced programs for impeccable results every wash

14 programmes

Up to 14 programmes to meet every daily need

LCD Display

With soft touch control and LCD lights for an improved user experience and easy combination of programmes and options -

Steam Energy Technology

Perfect removal of stains, smells, creases and allergens using steam

Steam Energy technology, uses steam, at the beginning or end of the cycle depending on the programme, to remove stains, creases, smells and allergens.

Inverter

Greater energy efficiency, lower consumption, and longer lifespan by reducing wear and noise thanks to the Inverter motor

Giant door

Increased convenience and versatility, making loading and unloading laundry easier thanks to the new giant door opening